# BLACK SERIES TYPE 1+2

## JSB T1+T2 4+0 260 25 (FM)

- Total discharge current ($I_{total}$) 100 kA
- Free of leakage current
- Voltage protection level $U_P$ < 1.5 kV
- optional with remote indication contact
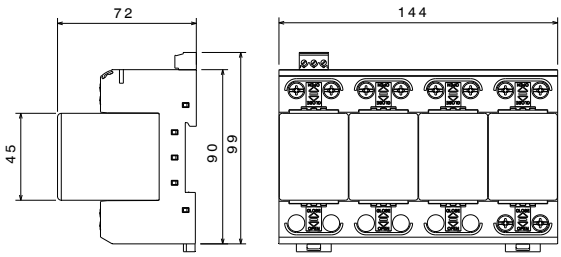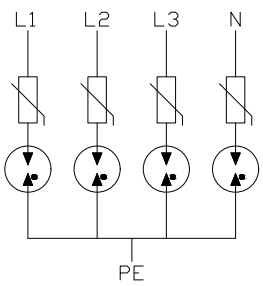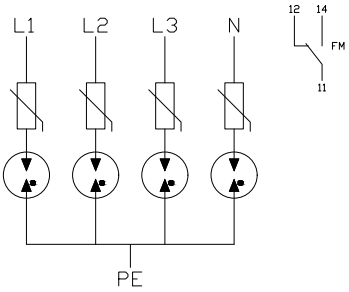
| | JSB T1+T2 4+0 260 25 | JSB T1+T2 4+0 260 25 FM |
|---|---|---|
| SPD according to EN 61643-11 / IEC 61643-11 | Type 1 + Type 2 / Class I + Class II | Type 1 + Type 2 / Class I + Class II |
| Nominal voltage $U_N$ | 230 V | 230 V |
| Maximum continuous operating voltage $U_C$ | 260 V | 260 V |
| Lightning impulse current 10/350 µs $I_{imp}$ | 25 kA | 25 kA |
| Nominal discharge current 8/20 µs $I_n$ | 30 kA | 30 kA |
| Voltage protection level $U_P$ | 1.5 kV | 1.5 kV |
| Short circuit withstand capability $I_{SCCR}$ | 50 kA | 50 kA |
| Response time $t_A$ | 100 ns | 100 ns |
| Maximum backup fuse - L | 250 A | 250 A |
| Maximum backup fuse - L-L' | 125 A | 125 A |
| Dimensions W \| H \| D in mm | 144 \| 90 \| 72 | 144 \| 99 \| 72 |
| Horizontal pitch | 8 | 8 |
| Cross section solid | 2.5 mm² – 50 mm² | 2.5 mm² – 50 mm² |
| Cross section flexible | 2.5 mm² – 35 mm² | 2.5 mm² – 35 mm² |
| Temperature | -20 °C ... +80 °C | -20 °C ... +80 °C |
| Degree of protection | IP 20 | IP 20 |
| Remote signal contact | without | changer |
| Maximum voltage AC / DC | | 250 V / 250 V |
| Maximum current AC / DC | | 0.5 A / 0.1 A |
| Cross section | | 1.5 mm² |
| **Order number** | **160009** | **160010** |